



SSP

Safety System Products

S14LDRX-H10-Q1A0-Q2A0-Q3A0-Q4A0

Safety Simplifier | S14 control cabinet unit with external antenna connection

Your advantages

- 14 I/O's as safety Inputs or redundant OSSD-Outputs
- wireless Interface for safe communication, programming & diagnosis
- IP65
- 40mm width for aluminium safety fence systems



[To the downloads ►](#)

we simplify safety



Safety System Products

S14LDRX-H10-Q1A0-Q2A0-Q3A0-Q4A0

With the Safety Simplifier we take safety where it is needed and we provide safety where it is needed with the Safety Simplifier and make it easier for you to develop user-friendly safety systems, such as on access doors. Simply connect up your sensors, locking systems or light curtains. Select the required push button and/or emergency stop button and you have a complete safety solution with analysis and diagnosis functions. This data is wirelessly transmitted via another Safety Simplifier or directly transmitted to your existing system in a fail-safe manner.

General data

Type designation	S14LDRX-H10-Q1A0-Q2A0-Q3A0-Q4A0
Item number	SP-X-89-007-59
Functional type	Safety PLC with safe wireless interface, internal antenna

Safety data

CPU

- EN ISO 13849-1: 2008	Category 4
- IEC 61508-2	SIL CL 3
- EN 62061 PFHD [1/h]	□
- EN ISO 13849-1: 2008 TM [Year]	20

1-channel input

- EN ISO 13849-1: 2008	Category 2
- IEC 61508-2	SIL CL 2
- EN 62061 PFHD [1/h]	□
- EN ISO 13849-1: 2008 TM [Year]	20

2-channel input

- EN ISO 13849-1: 2008	Category 4
- IEC 61508-2	SIL CL 2
- EN 62061 PFHD [1/h]	□
- EN ISO 13849-1: 2008 TM [Year]	20

1-channel OSSD output

- EN ISO 13849-1: 2008	Category 2
- IEC 61508-2	SIL CL 2



Safety System Products

S14LDRX-H10-Q1A0-Q2A0-Q3A0-Q4A0

- EN 62061 PFHD [1/h]	□
- EN ISO 13849-1: 2008 TM [Year]	20

2- channel OSSD Output

- EN ISO 13849-1: 2008	Category 4
- IEC 61508-2	SIL CL 3
- EN 62061 PFHD [1/h]	□
- EN ISO 13849-1: 2008 TM [Year]	20

2- channel relais output

- EN ISO 13849-1: 2008	Category 4
- EN 62061 SIL CIL	SIL CL 3
- EN 62061 PFHD [1/h]	□
- EN ISO 13849-1: 2008 TM [Year]	20

Approvals	CE, TÜV
-----------	---------

Environmental conditions

Max. storage temperature	-20 °C ... +65 °C
Max. operating temperature	-20 °C ... +65 °C

Electrical data

Technical data wireless safety

- max. amount of safe wireless channels	16
---	----

Channels

- Channel 1	2405 MHz
- Channel 2	2410 MHz
- Channel 3	2415 MHz
- Channel 4	2420 MHz
- Channel 5	2425 MHz
- Channel 6	2430 MHz
- Channel 7	2435 MHz
- Channel 8	2440 MHz
- Channel 9	2445 MHz
- Channel 11	2455 MHz
- Channel 10	2450 MHz

S14LDRX-H10-Q1A0-Q2A0-Q3A0-Q4A0

- Channel 12	2460 MHz
- Channel 13	2465 MHz
- Channel 14	2470 MHz
- Channel 15	2475 MHz
- Channel 16	2480 MHz
- amount of clamps	32
Supply voltage	10 - 30 V
Current consumption	110 mA with LED display
Conductor cross section	
- single wire	0,08 ... 0,5 mm ²
- fine wire	0,08 ... 0,5 mm ²
- fine wired (wire sleeve without plastic collar)	0,25 mm ²
stripping length	5-6 mm
configurable In-/ Outputs	
14 semiconductor In-/ Outputs with help of software configurable	□
Amount of safe inputs	max. 14
Amount of safe semi-conductors OSSD outputs	max. 14
Amount of semi-conductors auxilliary outputs	max. 14
Amount of semi-conductors clock outputs	max. 14
Input current	HIGH 2,4 mA ... 3,8 mA LOW -2,5 mA ... 2,1 mA
Output type	PNP- semiconductor
Output voltage	Operating voltage UB -0,5 V
Seperate output current	max. 600 mA (with UB 24 V)
Total output current	max. 2 A (with UB 24 V)
General data	
Memory card	Installation of a memory card MEM-SP-N-88-001-93 possible
Programming connection	Micro USB, Wireless Interface
Type terminal connection	clamp terminals
- fine wired (wire sleeve with plastic collar)	0,08 ... 0,5 mm ²
Input voltage	HIGH 75% of UB (adaptable with software) LOW 25% of UB (adaptable with Software)

S14LDRX-H10-Q1A0-Q2A0-Q3A0-Q4A0

Technical data safe OSSD outputs, auxilliary and test pulse outputs

Short-circuit proof Yes

Mechanical data

Installation opening of buttons 22,5 mm

Type of housing H10

Dimensions

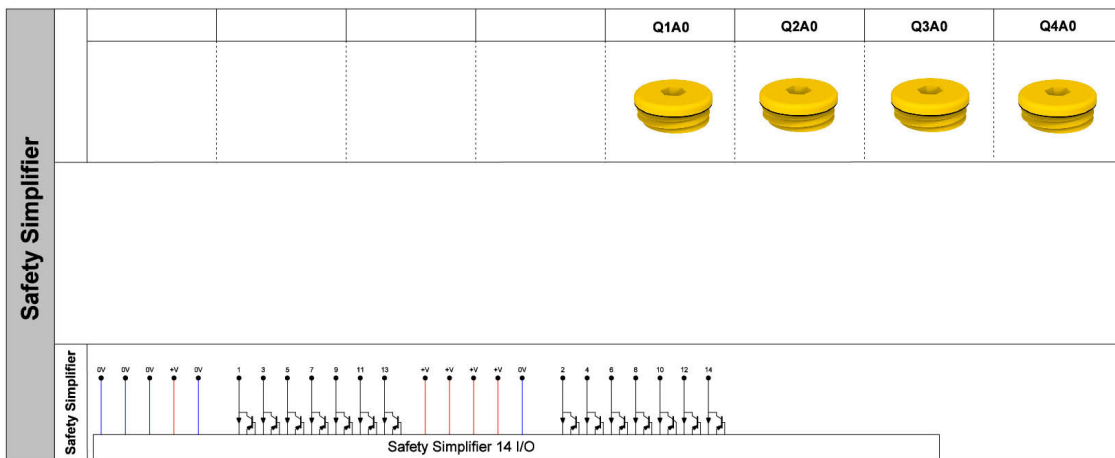
Height 44 mm

Length 253 mm

Width 42 mm

Electrical drawings

Connection example 1



Equipment

Accessories

M12-female connector, 5-pin

M12-C51-G









SP-X-33-001-00



S14LDRX-H10-Q1A0-Q2A0-Q3A0-Q4A0

M12-male connector, 5 pin	M12-C52-G	SP-X-33-001-01	
M12-female connector, 8 pin	M12-C81-G	SP-X-33-001-02	
M12-male connector, 8 pin	M12-C82-G	SP-X-33-001-03	
M12-connecting cable, 12 pin, 1 m	M12-M12-C1213-G	SP-X-33-000-30	
M12-connecting cable, 5 pin, 0,5 m	M12-M12-C5023-G	SP-X-33-000-10	
M12-connecting cable, 5 pin, 1 m	M12-M12-C513-G	SP-X-33-000-11	
M12-connecting cable, 5 pin, 2 m	M12-M12-C523-G	SP-X-33-000-12	
M12-connecting cable, 8 pin, 10 m	M12-M12-C8103-G	SP-X-33-000-09	

S14LDRX-H10-Q1A0-Q2A0-Q3A0-Q4A0

M12-connecting cable, 8 pin, 1 m	M12-M12-C813-G	SP-X-33-000-25	
M12-connecting cable, 8 pin, 5 m	M12-M12-C853-G	SP-X-33-000-08	
Wireless Safety			
Article code ZMB	Mounting plate big	SP-N-88-850-02	
Article code ZMS	Mountingplate small	SP-N-88-850-01	
Article code ZSD	Screw with seal	SP-X-88-001-89	
External antenna for Safety Simplifier, cable length 1 m	Simplifier EXTA 1 m	SP-X-88-200-24	
External antenna for Safety Simplifier, cable length 10 m	Simplifier EXTA 10 m	SP-X-88-200-20	
External antenna for Safety Simplifier, cable length 2 m	Simplifier EXTA 2 m	SP-X-88-200-23	

S14LDRX-H10-Q1A0-Q2A0-Q3A0-Q4A0

External antenna for Safety Simplifier, cable length

5 m

Simplifier EXTA 5 m

SP-X-88-200-22



External antenna for Safety Simplifier, cable length

8 m

Simplifier EXTA 8 m

SP-X-88-200-21



Free software for the Safety Simplifier System

Simplifier Manager



Simplifier Monitor SRM

SP-N-88-850-03



Fastening set for Safety Simplifier for back panel

mounting

Simplifier ZHMS

SP-X-88-001-91



Fastening set for Safety Simplifier

Simplifier ZHS

SP-X-88-001-91



Operating elements

Universal hook

SP UH-K



S14LDRX-H10-Q1A0-Q2A0-Q3A0-Q4A0

Downloads

- Certificates
- STEP
- Catalog
- Product line
- Certificates
- Catalog packaging systems
- Operating manual
- EPLAN-Data